

POOL SIGNS

Regulation
Compliant



CUSTOM COLORS AND YOUR LOGO ON ALL SIGNAGE



Pool/Spa Operator:

Certificate Number:

Phone Number:

POOL
CAPACITY

XX

■ POLLUTION OF THE POOL IS PROHIBITED ■ DO NOT SWALLOW OR SPIT POOL WATER

■ INTENTIONAL HYPERVENTILATING OR EXTENDED BREATH HOLDING ACTIVITIES ARE DANGEROUS AND PROHIBITED

WARNING

NO LIFEGUARD ON DUTY

CHILDREN UNDER 14 YEARS OF AGE MUST BE SUPERVISED BY AN ADULT

IMMINENT HEALTH HAZARDS - Please report any Health Hazards to ???-???-???? Immediately

- Failure to provide adequate supervision and required staffing
- Failure to provide required disinfection levels
- Failure to treat and achieve proper disinfection following contamination event
- Failure to maintain pH levels between 6.5 and 8.0
- Failure to maintain Cyanuric Acid levels below 100 PPM
- Use of an unapproved water supply source for potable water observed
- Absence of all required lifesaving equipment on deck observed
- Failure to maintain GFCI protection for underwater lighting as required

- Aquatic venue bottom not visible
- Total absence or improper marking of depth observed
- Plumbing cross-connections between drinking water and waste water observed
- Failure to maintain an enclosure or barrier to prevent unauthorized access to aquatic venue
- Use of unapproved chemicals or application by unapproved methods
- Broken, unsecured, or missing suction outlet covers observed
- Broken glass or sharp objects in the venue or on deck observed

IN CASE OF
EMERGENCY
CALL

911

FIRST AID LOCATION - ??????

EMERGENCY PHONE LOCATION ???

CARDIOPULMONARY RESUSCITATION (CPR)

PLACE VICTIM ON HIS OR HER BACK ON A HARD SURFACE

1  IF UNCONSCIOUS, OPEN AIRWAY.	3  CHECK CAROTID PULSE.
2  IF NOT BREATHING, BEGIN RESCUE BREATHING. GIVE 2 FULL BREATHS. IF AIRWAY IS BLOCKED, REPOSITION HEAD AND TRY AGAIN TO GIVE BREATHS. IF STILL BLOCKED, PERFORM ABDOMINAL THRUSTS (HEIMLICH MANEUVER).	4  IF THERE IS NO PULSE, BEGIN CHEST COMPRESSIONS. DEPRESS STERNUM 1 1/2 TO 2 INCHES. PERFORM 15 COMPRESSIONS (RATE 80-100 PER MINUTE) TO EVERY 2 FULL BREATHS.

CONTINUE UNINTERRUPTED UNTIL ADVANCED LIFE SUPPORT IS AVAILABLE

NO DIVING • NO SOLO BATHING

POOL SIGN



CHILDREN 12 YEARS OF AGE OR YOUNGER MUST BE SUPERVISED BY AN ADULT

- POLLUTION OF THE SPA IS PROHIBITED
- DO NOT SWALLOW OR SPIT SPA WATER
- MAXIMUM SPA TEMPERATURE 104°F
- INTENTIONAL HYPERVENTILATION OR EXTENDED BREATH HOLDING ACTIVITIES ARE DANGEROUS AND PROHIBITED
- ALL PERSONS USING SPA DO SO AT THEIR OWN RISK, OWNERS AND MANAGEMENT NOT RESPONSIBLE FOR ACCIDENTS OR INJURY
- SPA FOR RESIDENT USE ONLY. ALL GUESTS MUST BE ACCOMPANIED BY RESIDENT. NO SOLO BATHING ALLOWED
- PROPER BATHING ATTIRE MUST BE WORN AT ALL TIMES
- NO RUNNING, JUMPING, PUSHING, OR DIVING
- NO FOOD, GLASS CONTAINERS OR ALCOHOLIC BEVERAGES IN SPA AREA
- PLEASE REPORT ANY CONDITION IN THE SPA AREA THAT NEEDS ATTENTION TO THE RESIDENT SERVICES CENTER
- EXTENDED EXPOSURE TO THE HOT WATER OR VAPORS MAY BE DETRIMENTAL TO THE HEALTH OF ELDERLY PERSONS AND PERSONS WITH HEART CONDITIONS, DIABETES, OR HIGH OR LOW BLOOD PRESSURE
- PREGNANT WOMEN AND PEOPLE WITH HEART DISEASE, HIGH BLOOD PRESSURE AND OTHER HEALTH PROBLEMS SHOULD NOT USE SPA WITHOUT PRIOR CONSULTATION WITH A HEALTHCARE PROVIDER

Pool/Spa Operator:

Certificate Number:

Phone Number:

SPA
CAPACITY

X

CARDIOPULMONARY RESUSCITATION (CPR)

PLACE VICTIM ON HIS OR HER BACK ON A HARD SURFACE

1  IF UNCONSCIOUS, OPEN AIRWAY.	3  CHECK CAROTID PULSE.
2  IF NOT BREATHING, BEGIN RESCUE BREATHING. GIVE 2 FULL BREATHS. IF AIRWAY IS BLOCKED, REPOSITION HEAD AND TRY AGAIN TO GIVE BREATHS. IF STILL BLOCKED, PERFORM ABDOMINAL THRUSTS (HEIMLICH MANEUVER).	4  IF THERE IS NO PULSE, BEGIN CHEST COMPRESSIONS. DEPRESS STERNUM 1 1/2 TO 2 INCHES. PERFORM 15 COMPRESSIONS (RATE 80-100 PER MINUTE) TO EVERY 2 FULL BREATHS.

CONTINUE UNINTERRUPTED UNTIL ADVANCED LIFE SUPPORT IS AVAILABLE

IN CASE OF
EMERGENCY
CALL

911

MAXIMUM TIME IN SPA IS 10 MINUTES

SPA SIGN

POOL SIGNS

Regulation
Compliant



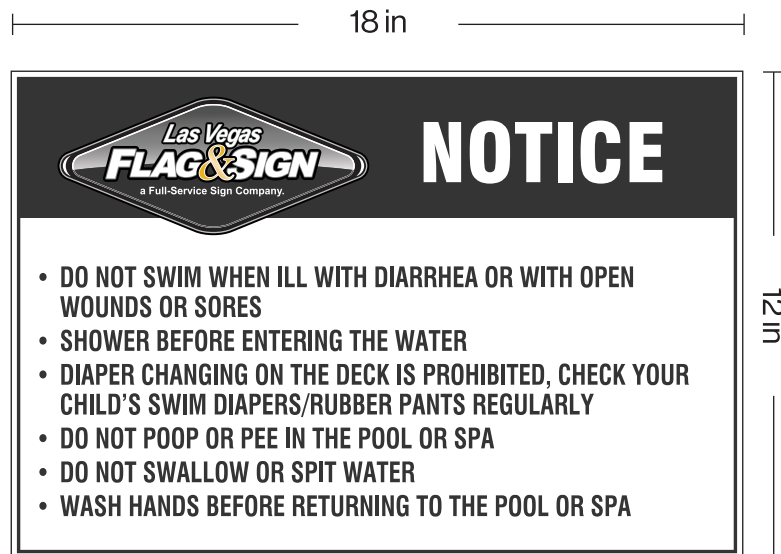
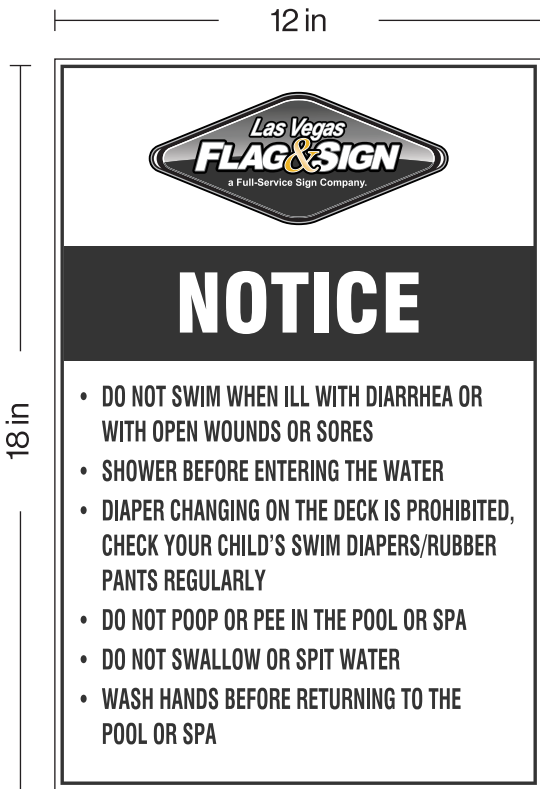
CUSTOM COLORS AND YOUR LOGO ON ALL SIGNAGE

Notice Signs to be installed at each bathroom
VERTICAL ORIENTATION OPTION 1

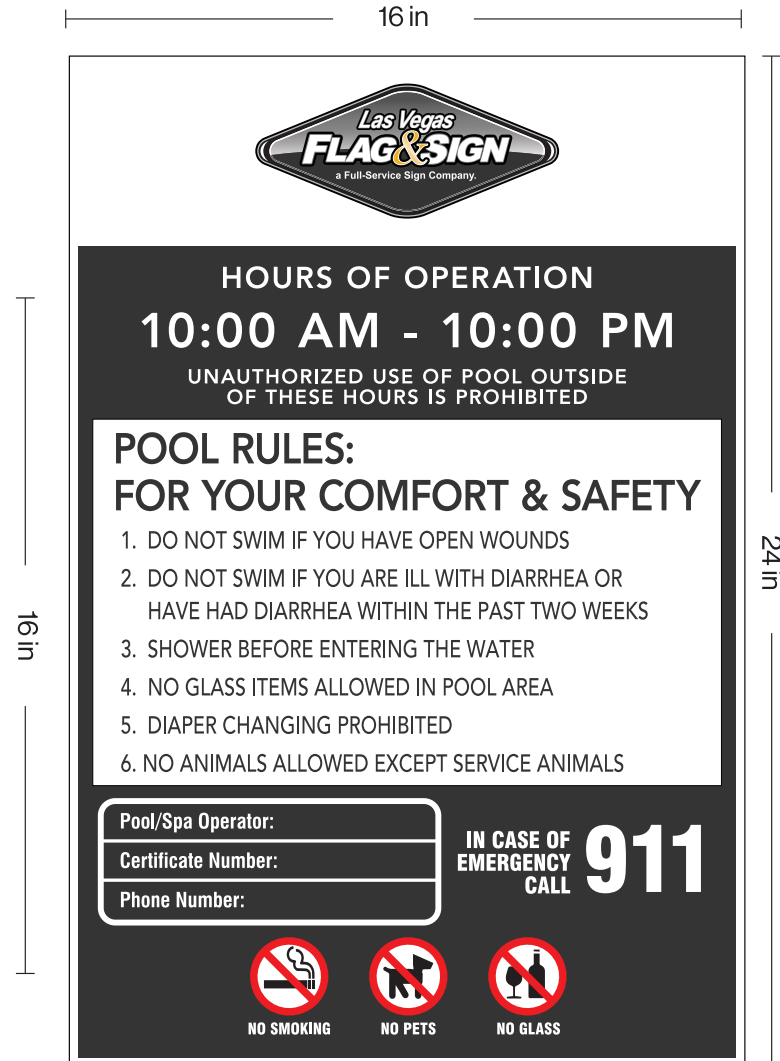
Notice Signs to be installed at each bathroom
HORIZONTAL ORIENTATION OPTION 2

Gate Signs must be posted at each entrance
HORIZONTAL ORIENTATION OPTION 1

Gate Signs must be posted at each entrance
VERTICAL ORIENTATION OPTION 2



Must be posted at or near emergency phone



POOL SIGNS

Regulation
Compliant



UPGRADE TO SLIDERS!

(4) Removable Inserts
Gate Signs must be posted at each entrance

24 in

POOL RULES: FOR YOUR COMFORT & SAFETY

1. DO NOT SWIM IF YOU HAVE OPEN WOUNDS

2. DO NOT SWIM IF YOU ARE ILL WITH DIARRHEA OR HAVE HAD DIARRHEA WITHIN THE PAST TWO WEEKS

3. SHOWER BEFORE ENTERING THE WATER

4. NO GLASS ITEMS ALLOWED IN POOL AREA

5. DIAPER CHANGING PROHIBITED

6. NO ANIMALS ALLOWED EXCEPT SERVICE ANIMALS

HOURS OF OPERATION

9:00AM - 9:00PM

UNAUTHORIZED USE OF POOL OUTSIDE OF THESE HOURS IS PROHIBITED

IN CASE OF EMERGENCY CALL

911

POOL/SPA OPERATOR

LVFNS.COM

CERTIFICATE NUMBER

YOUR POOL

PHONE NUMBER

702-798-6030

NO SMOKING

NO PETS

NO GLASS

24 in

(3) Removable Inserts

48 in

CHILDREN 12 YEARS OF AGE OR YOUNGER MUST BE SUPERVISED BY AN ADULT

POLLUTION OF THE SPA IS PROHIBITED

DO NOT SWALLOW OR SPIT SPA WATER

MAXIMUM SPA TEMPERATURE 104° F

INTENTIONAL HYPERVENTILATION OR EXTENDED BREATH HOLDING ACTIVITIES ARE DANGEROUS AND PROHIBITED

ALL PERSONS USING SPA DO SO AT THEIR OWN RISK, OWNERS AND MANAGEMENT NOT RESPONSIBLE FOR ACCIDENTS OR INJURY

SPA FOR RESIDENT USE ONLY. ALL GUESTS MUST BE ACCOMPANIED BY RESIDENT. NO SOLO BATHING ALLOWED

PROPER BATHING ATTIRE MUST BE WORN AT ALL TIMES

NO RUNNING, JUMPING, PUSHING, OR DIVING

NO FOOD, GLASS CONTAINERS OR ALCOHOLIC BEVERAGES IN SPA AREA

PLEASE REPORT ANY CONDITION IN THE SPA AREA THAT NEEDS ATTENTION TO THE RESIDENT SERVICES CENTER

EXTENDED EXPOSURE TO THE HOT WATER OR VAPORS MAY BE DETRIMENTAL TO THE HEALTH OF ELDERLY PERSONS AND PERSONS WITH HEART CONDITIONS, DIABETES, OR HIGH OR LOW BLOOD PRESSURE

PREGNANT WOMEN AND PEOPLE WITH HEART DISEASE, HIGH BLOOD PRESSURE AND OTHER HEALTH PROBLEMS SHOULD NOT USE SPA WITHOUT PRIOR CONSULTATION WITH A HEALTHCARE PROVIDER

Pool/Spa Operator

LVFNS.COM

Certificate Number

YOUR POOL

Phone Number

702-798-6030

SPA CAPACITY

15

CARDIOPULMONARY RESUSCITATION (CPR)

1. PLACE VICTIM ON HIS OR HER BACK ON A HARD SURFACE

2. IF UNCONSCIOUS, OPEN AIRWAY.

3. CHECK CAROTID PULSE.

4. IF NOT BREATHING, BEGIN RESCUE BREATHING. GIVE 2 FULL BREATHS. IF AIRWAY IS BLOCKED, REPOSITION HEAD AND TRY AGAIN TO GIVE BREATHS. IF STILL BLOCKED, PERFORM ABDOMINAL THRUSTS (HEBELT) MANEUVER.

5. IF THERE IS NO PULSE, BEGIN CHEST COMPRESSIONS. COMPRESS STERNUM 1 1/2 TO 2 INCHES. PERFORM 15 COMPRESSIONS RATE 80-100 PER MINUTE TO EVERY 2 FULL BREATHS.

CONTINUE UNINTERRUPTED UNTIL ADVANCED LIFE SUPPORT IS AVAILABLE

IN CASE OF EMERGENCY CALL

911

MAXIMUM TIME IN SPA IS 10 MINUTES

48 in

(3) Removable Inserts

48 in

Pool/Spa Operator

LVFNS.COM

Certificate Number

YOUR POOL

Phone Number

702-798-6030

POOL CAPACITY

15

■ POLLUTION OF THE POOL IS PROHIBITED ■ DO NOT SWALLOW OR SPIT POOL WATER

■ INTENTIONAL HYPERVENTILATING OR EXTENDED BREATH HOLDING ACTIVITIES ARE DANGEROUS AND PROHIBITED

WARNING

NO LIFEGUARD ON DUTY

CHILDREN UNDER 14 YEARS OF AGE MUST BE SUPERVISED BY AN ADULT

IMMINENT HEALTH HAZARDS - Please report any Health Hazards to 702-798-6030 Immediately

• Failure to provide adequate supervision and required staffing

• Failure to provide required disinfection levels

• Failure to treat and achieve proper disinfection following contamination event

• Failure to maintain pH levels between 6.5 and 8.0

• Failure to maintain Cyanuric Acid levels below 100 PPM

• Use of an unapproved water supply source for potable water observed

• Absence of all required lifesaving equipment on deck observed

• Failure to maintain GFCI protection for underwater lighting as required

• Aquatic venue bottom not visible

• Total absence or improper marking of depth observed

• Plumbing cross-connections between drinking water and waste water observed

• Failure to maintain an enclosure or barrier to prevent unauthorized access to aquatic venue

• Use of unapproved chemicals or application by unapproved methods

• Broken, unsecured, or missing suction outlet covers observed

• Broken glass or sharp objects in the venue or on deck observed

IN CASE OF EMERGENCY CALL

911

FIRST AID LOCATION - ??????

EMERGENCY PHONE LOCATION ???

CARDIOPULMONARY RESUSCITATION (CPR)

1. PLACE VICTIM ON HIS OR HER BACK ON A HARD SURFACE

2. IF UNCONSCIOUS, OPEN AIRWAY.

3. CHECK CAROTID PULSE.

4. IF NOT BREATHING, BEGIN RESCUE BREATHING. GIVE 2 FULL BREATHS. IF AIRWAY IS BLOCKED, REPOSITION HEAD AND TRY AGAIN TO GIVE BREATHS. IF STILL BLOCKED, PERFORM ABDOMINAL THRUSTS (HEBELT) MANEUVER.

5. IF THERE IS NO PULSE, BEGIN CHEST COMPRESSIONS. COMPRESS STERNUM 1 1/2 TO 2 INCHES. PERFORM 15 COMPRESSIONS RATE 80-100 PER MINUTE TO EVERY 2 FULL BREATHS.

CONTINUE UNINTERRUPTED UNTIL ADVANCED LIFE SUPPORT IS AVAILABLE

NO DIVING • NO SOLO BATHING

POOL SIGNS

Regulation
Compliant



In order to complete your pool signs, please include the following information:

Pool Capacity _____ Spa Capacity _____

Pool Spa Hours _____

Pool/Spa Operator _____

Operator Certificate Number _____

Operator Phone Number _____

Emergency phone location _____

First Aid Location _____

Health Hazard Report Phone Number _____

Must be property or after hour maintenance phone number

Number of Entry Gates _____

Number of Restrooms _____